

# Internationalisation of education: results and perspectives

Daiva Šutinytė

Director

Education Exchanges Support  
Foundation

2013-11-20

# Number of Lithuanian HEIs

## 23 Universities



## 24 Colleges



## 21 research institute



# Internationalisation of Lithuanian Higher Education

- The new **national strategy/action plan** of internationalisation of Lithuanian Higher Education approved in September 2013
- Funding from **structural funds** for implementation of ECTS, preparation of Joint programmes, organisation of placements abroad, student grants and promotion of Lithuanian HE abroad.

# ***Internationalisation of Lithuanian Higher Education***

## **National Action Plan for Internationalisation of Lithuanian HE 2013-2016**

### ***Priorities:***

1. Development of joint study programmes and programmes in foreign languages
2. Enhancement of competencies of academic personnel.
3. Attraction of foreign teaching staff. Promotion of support system for foreign students and minimising of barriers for incoming foreigners
4. Fostering of student and staff mobility
5. Support to Centres for Baltic studies abroad
6. Support to emigrants of Lithuanian origin, applying to and enrolled in Lithuanian HEIs. Maintenance of relations with Lithuanian emigrants
7. Promotion of Lithuanian higher education world-wide

# Current situation

**The number of LT students enrolled in HEIs is decreasing:**

- **Demographic variation**  
*(40 % less graduates in 2023 in comparison to 2009 )*
- **LT graduates chose degree studies abroad**  
*(7 % of total number of LT students are studying abroad)*

**The number of foreign students enrolled in LT HEIs is still very low:**

- **3 % of total number of students enrolled in LT HEIs are foreign students** *(about 3340 students in 2011-2012 out of 120.000 full-time students)*

# Student mobility for degree studies 2010 :

**LT, LV ir EE (OECD data)**

Country	No of outgoing students for degree studies in foreign countries	No of foreign students studying degree studies in LT, LV, EE
Lithuania	12.880 (7 %)	3.122 (2,2 %)
Latvia	7.230 (3.5 %)	~ 1.700 (1.7%)
Estonia	5.300 (7,2 %)	2.600 (0,5 %)

## ***Most popular destination countries :***

- ***For Lithuanians – GB (4812), Germany (1332), Denmark (1027)***
- ***For Latvians – GB (4912), Russia (914), Germany (830)***
- ***Estonia – GB (1374), Finland (700), Germany (620)***

# Current situation

**The number of study programmes in foreign languages is still low:**

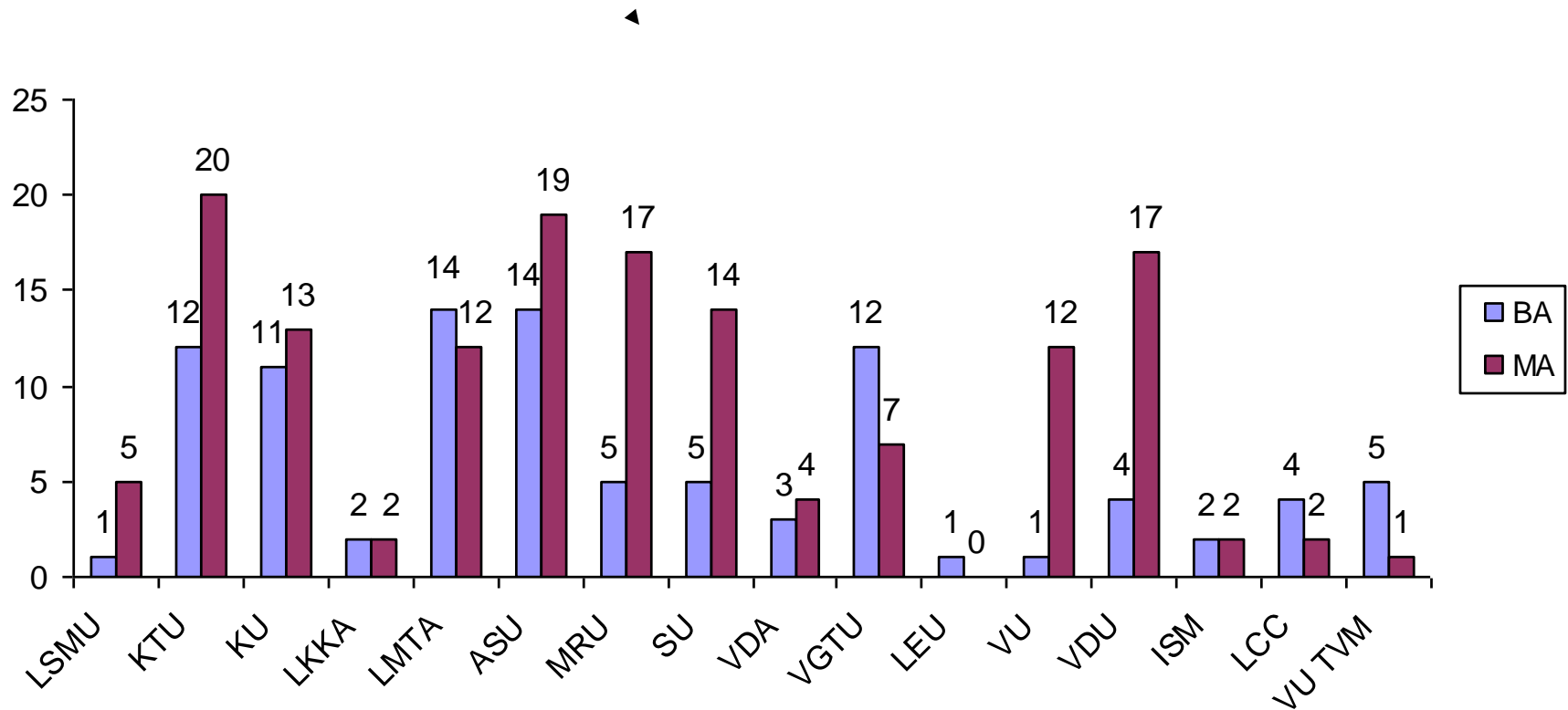
- ***About 220 study programmes in English and Russian, not all of them ongoing (3000 in Lithuanian)***
- ***8 accredited joint study programmes (JSP): Vilnius University, Mykolas Romeris University, Vytautas Magnus University, Vilnius Gediminas Technical University and College of Social Sciences***
- ***16 JSP under preparation***

***No of study programmes (BA, MA) in foreign languages in  
Baltic universities 2012***

Language of study program	Lithuania	Latvia	Estonia
English	203	89	85
Russian	15	42	0
Other languages (FR, IT, DE)	0	4	0



# ***No of study programs in foreign languages in Lithuanian universities 2012 (by level)***



Data: websites of LT universities

# [www.studyinlithuania.lt](http://www.studyinlithuania.lt)

The Official Gateway of Studies in Lithuania - Windows Internet Explorer

http://studyinlithuania.lt/en/

File Edit View Favorites Tools Help

Favorites Suggested Sites Web Slice Gallery

The Official Gateway of Studies in Lithuania

News Our ambassadors FAQ About us Institutions

En Ru Lt Search

WHY LITHUANIA STUDY PROGRAMMES HOW TO APPLY SCHOLARSHIPS INSTITUTIONS LIVING IN LITHUANIA

## WHY LITHUANIA?

High quality, modern and innovative studies, EU-wide recognised diplomas. And all of this surrounded by unique and old traditions cherishing culture.

[Learn more](#)

### 1 WHY LITHUANIA?

Find out why studies in Lithuania are better than elsewhere.

### 2 WHAT TO STUDY?

**What to study?**  
Choose the study programme - just the one which fits your capacity and wishes.

### 3 WHAT NEXT?

Found your programme and wonder what to do next?

#### LAST NEWS

FEB 11 [More opportunities to fund your studies!](#)

FEB 07 [Scholarships for Master degree studies](#)


JAN 20 [Studies in Lithuania - a pathway to](#)

#### NEWSLETTER SUBSCRIPTION

Get hot news about studies in Lithuania straight to your inbox. Register for the newsletter right now.

Email  [Subscribe](#)

#### STUDENT TESTIMONIALS



# Current situation

**Incoming-outgoing mobility under the EU,  
Nordic and other programmes (*Erasmus,  
Erasmus Mundus, NordPlus, State  
scholarship programmes*)**

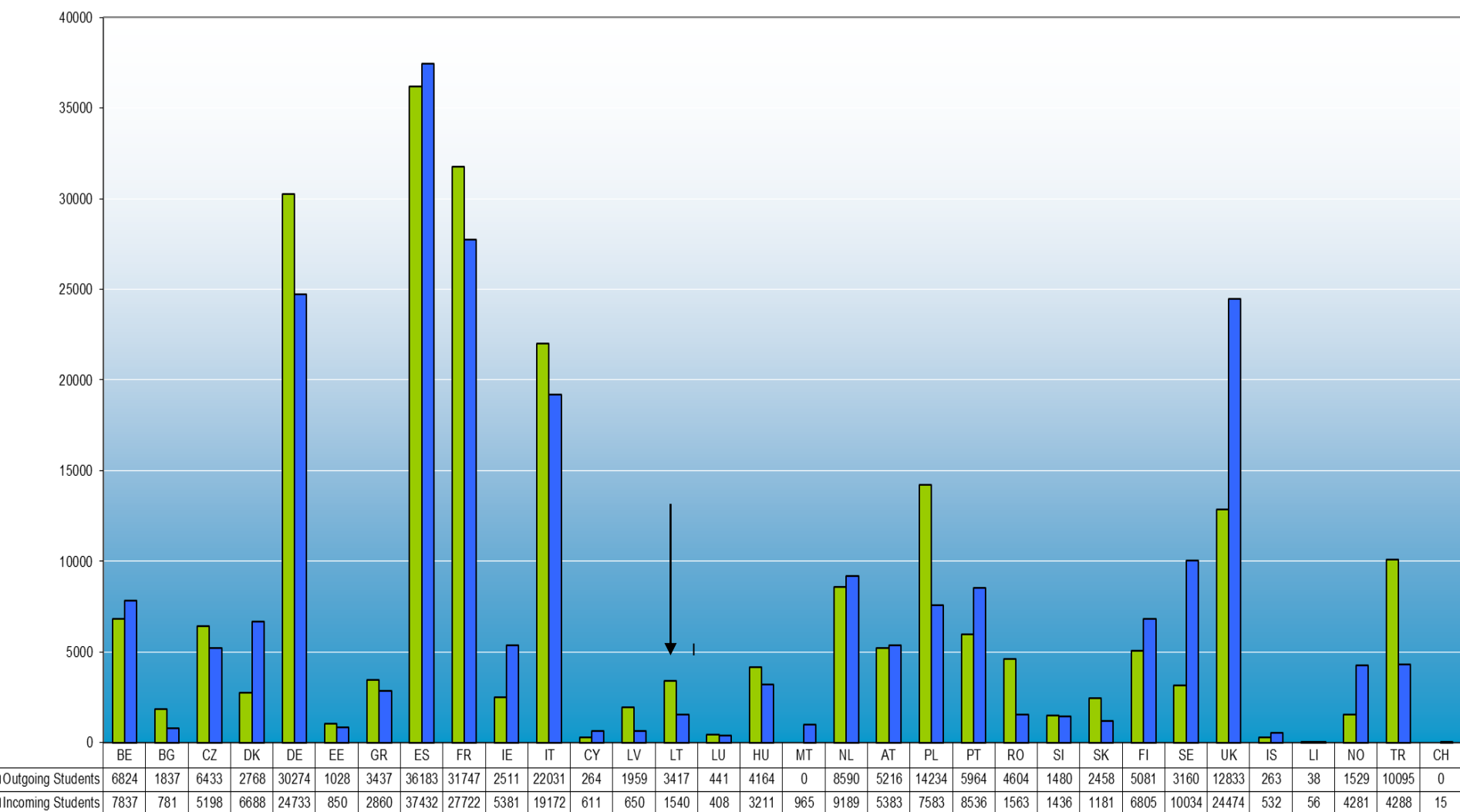
*Development of internationalisation of Lithuanian  
higher education was mainly influenced by Erasmus  
programme during the period 1999-2013.*

# European mobility programmes

## *Erasmus statistics: 1999-2012*

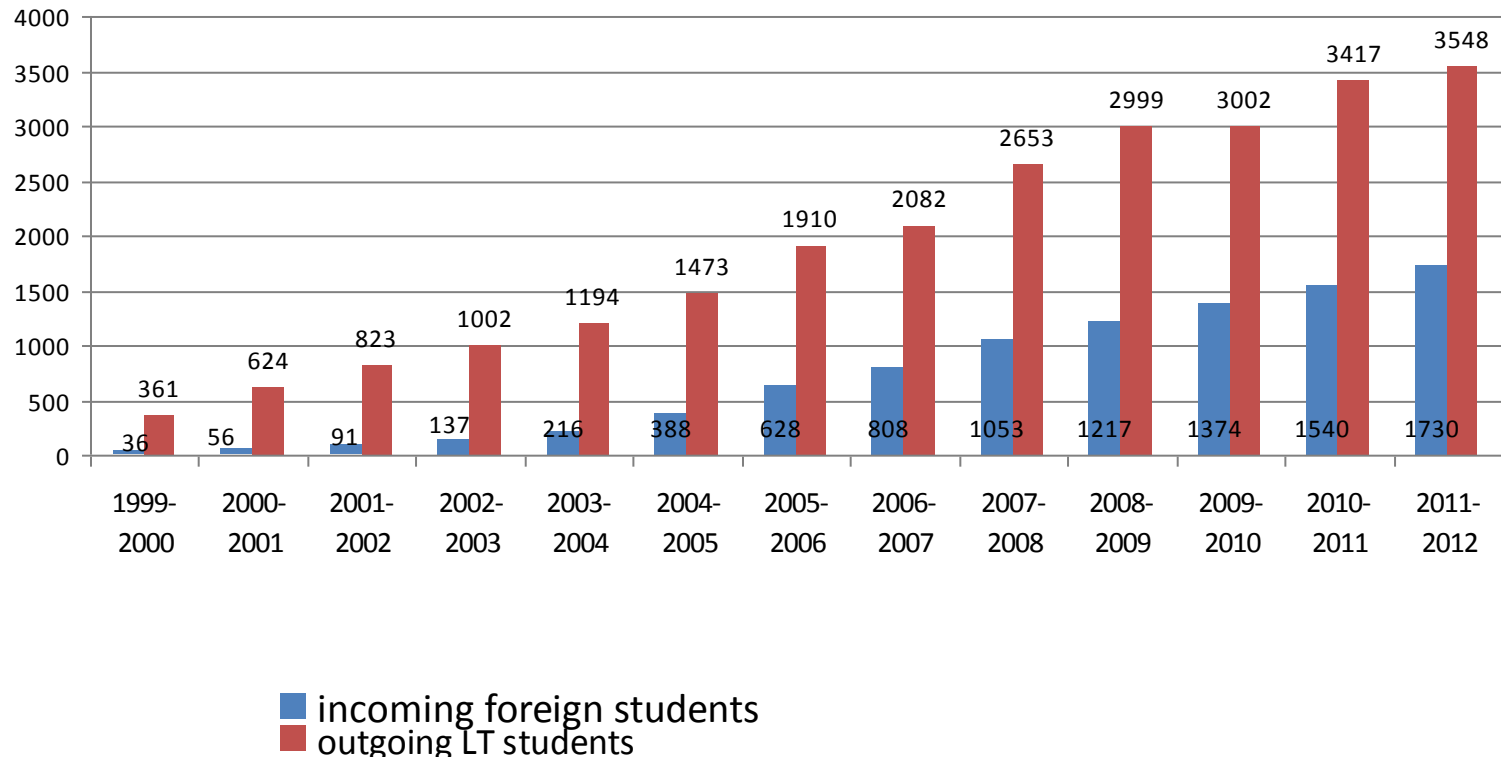
- **25500** outgoing Lithuanian students for 1-2 semester studies or placements to other European countries
- **10000** incoming students from other European countries
- **9100** outgoing Lithuanian university teachers' and staff visits
- **5600** incoming teachers from other European countries

## Outgoing –incoming Erasmus students by country 2010-2011



Data: <http://ec.europa.eu/education/erasmus/doc/stat/1011/report.pdf>

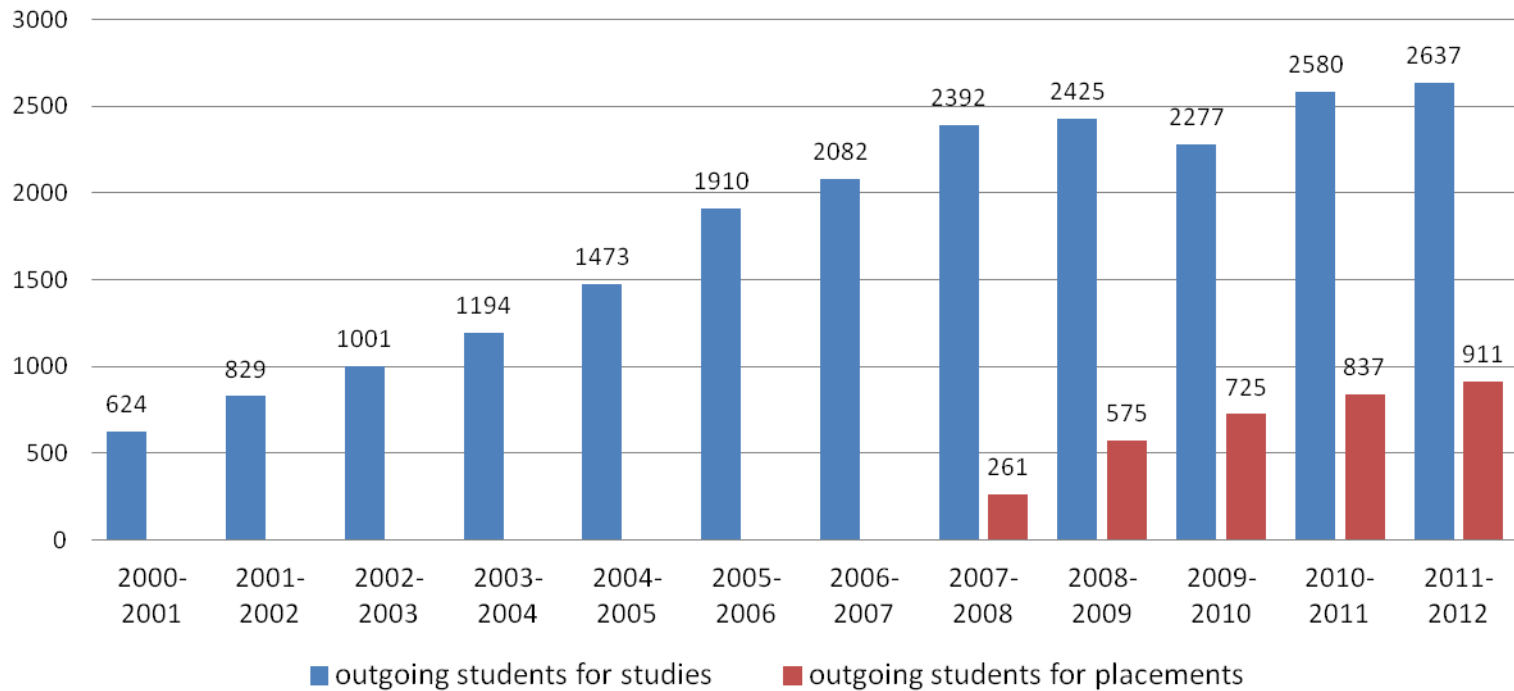
## Erasmus mobility: students



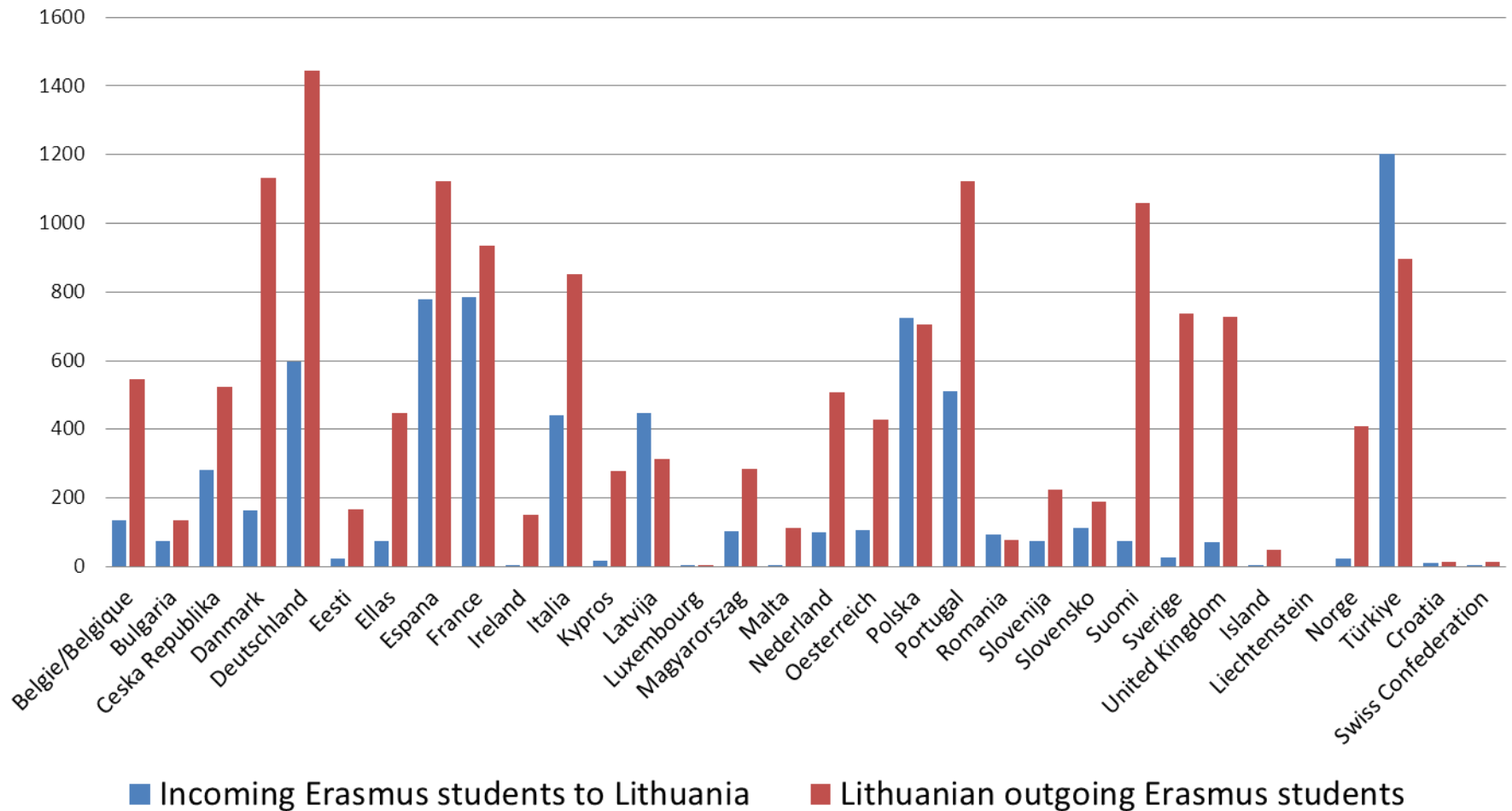
*Most popular destination countries for LT students: Portugal, Germany, Spain, Denmark, Turkey and Finland*

*Countries sending the highest No of students to LT: Turkey, Spain, France, Germany, Poland and Latvia*

# *Erasmus mobility: students*

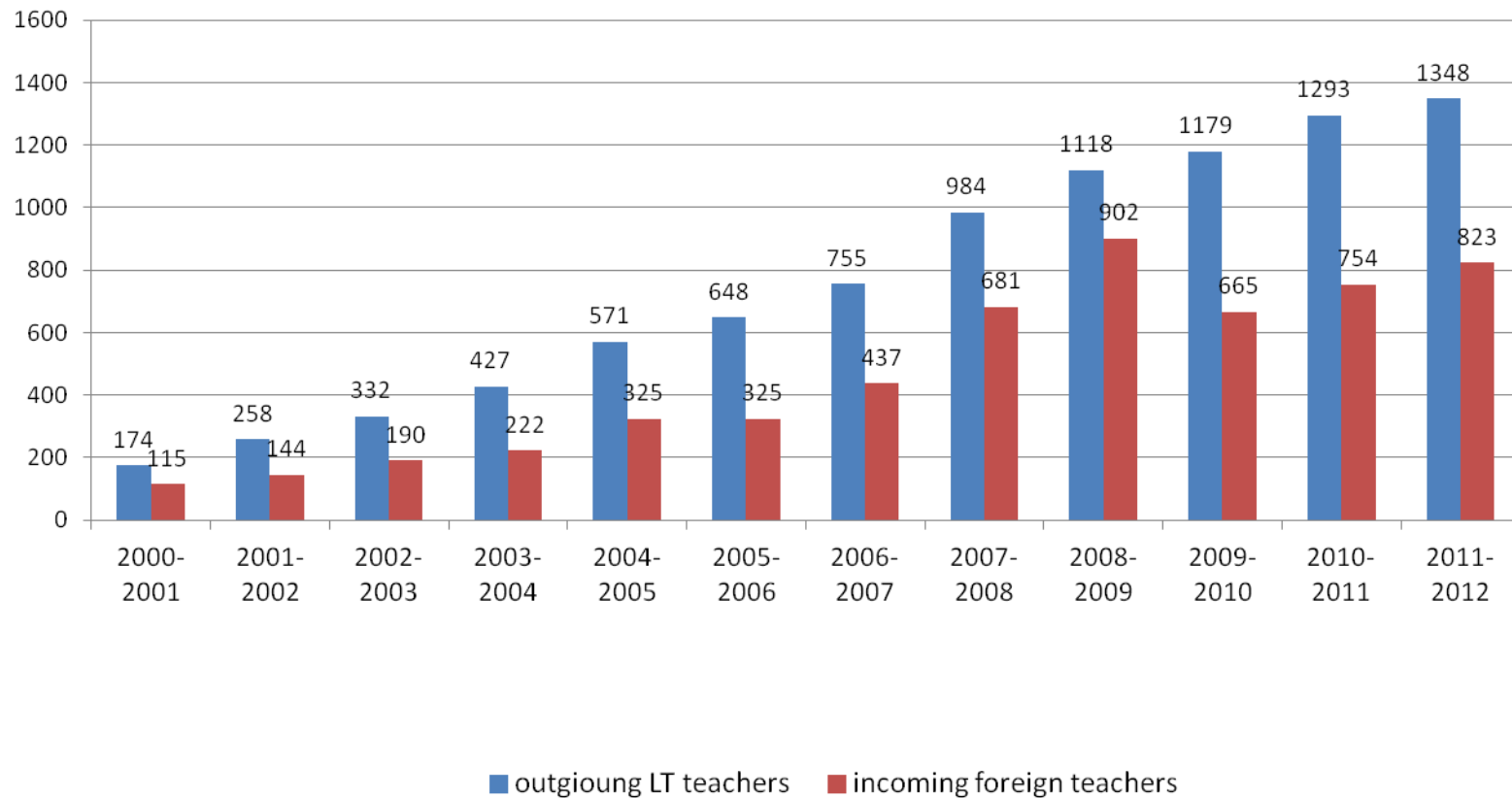


## Erasmus mobility: outgoing and incoming students by country 2007-2012:

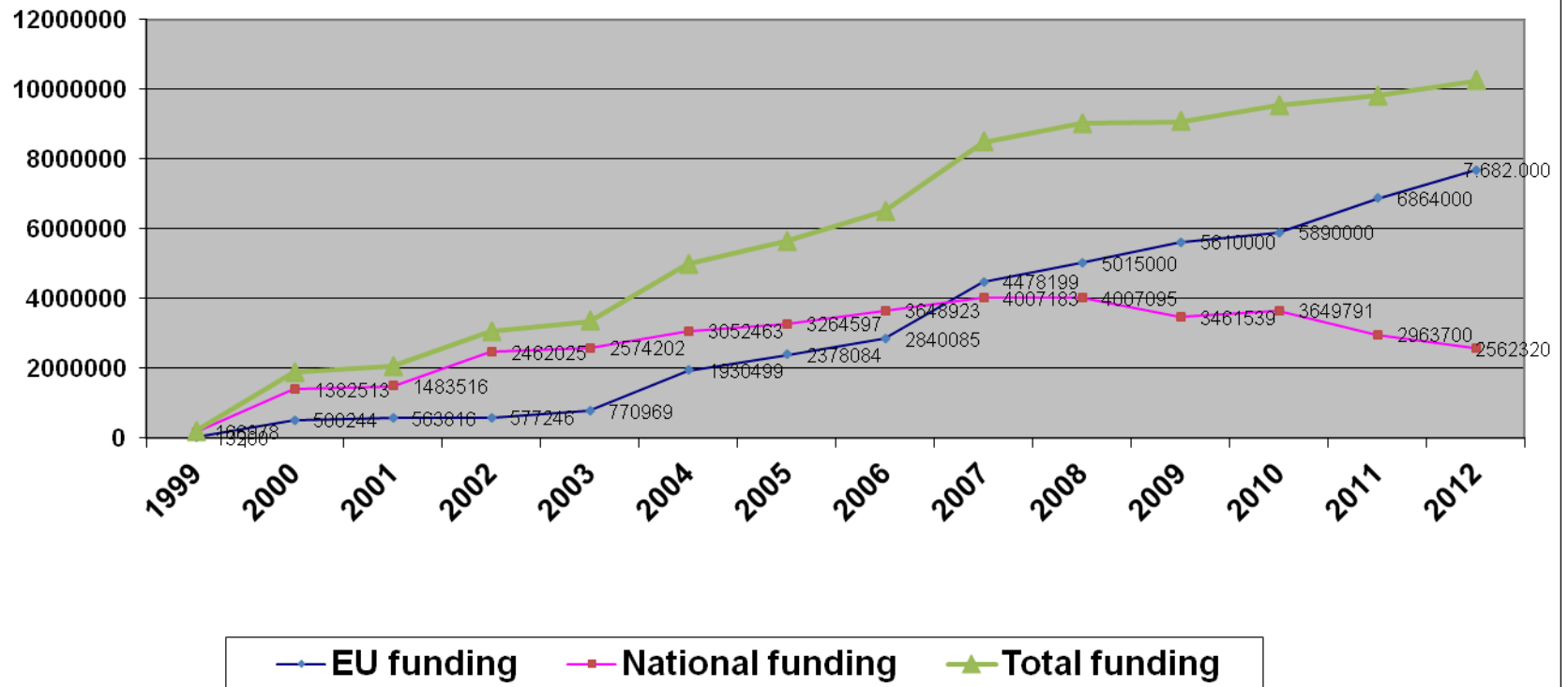




## *Erasmus mobility: university teachers and staff*



# Erasmus funding (EUR)



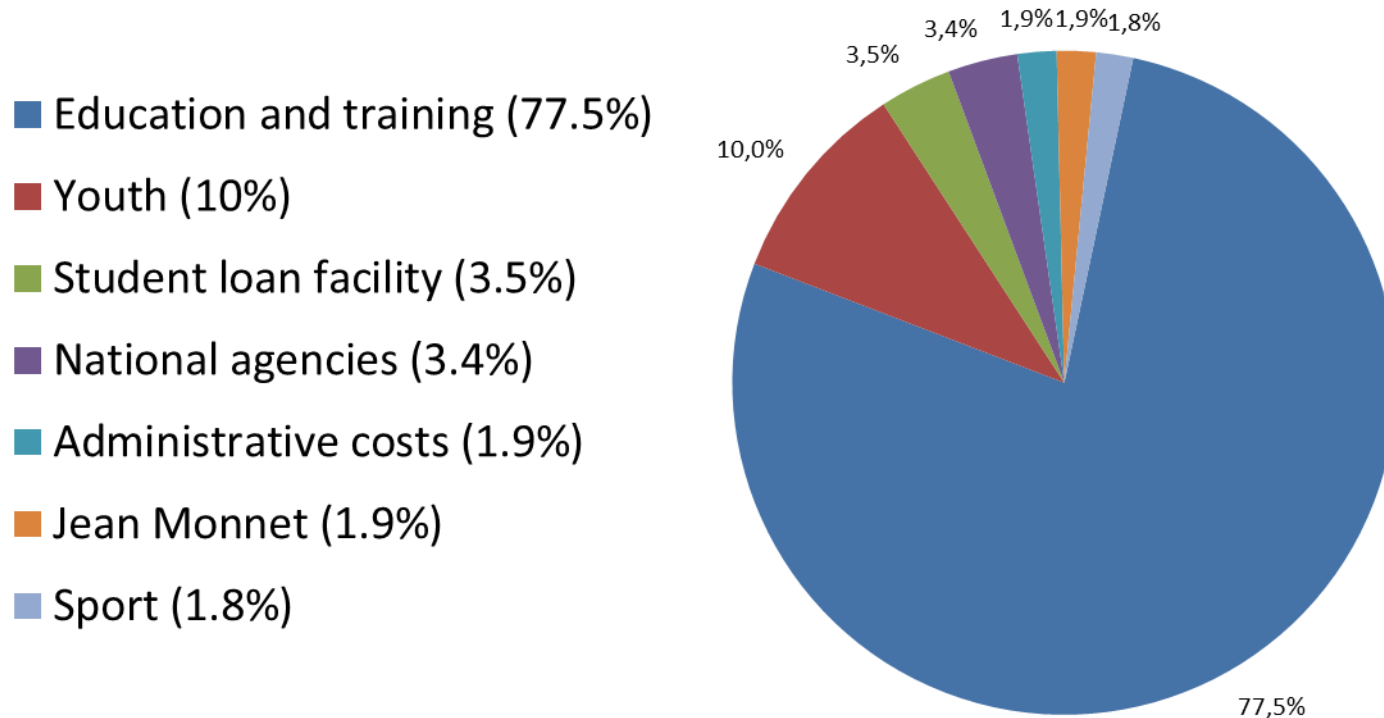
# New programme “Erasmus +” 2014-2020

- **Budget:** 9 billion EUR (40 % for HE)
- **3 types** of actions for all sectors:
- *Individual mobility (EU and non-EU) 63%*
- *Cooperation projects (Strategic partnerships, Knowledge Alliances, IT support platforms ...) 25%*
- *Support for policy reform (HE modernisation agenda...) 4%*
- Jean Monnet, Sport

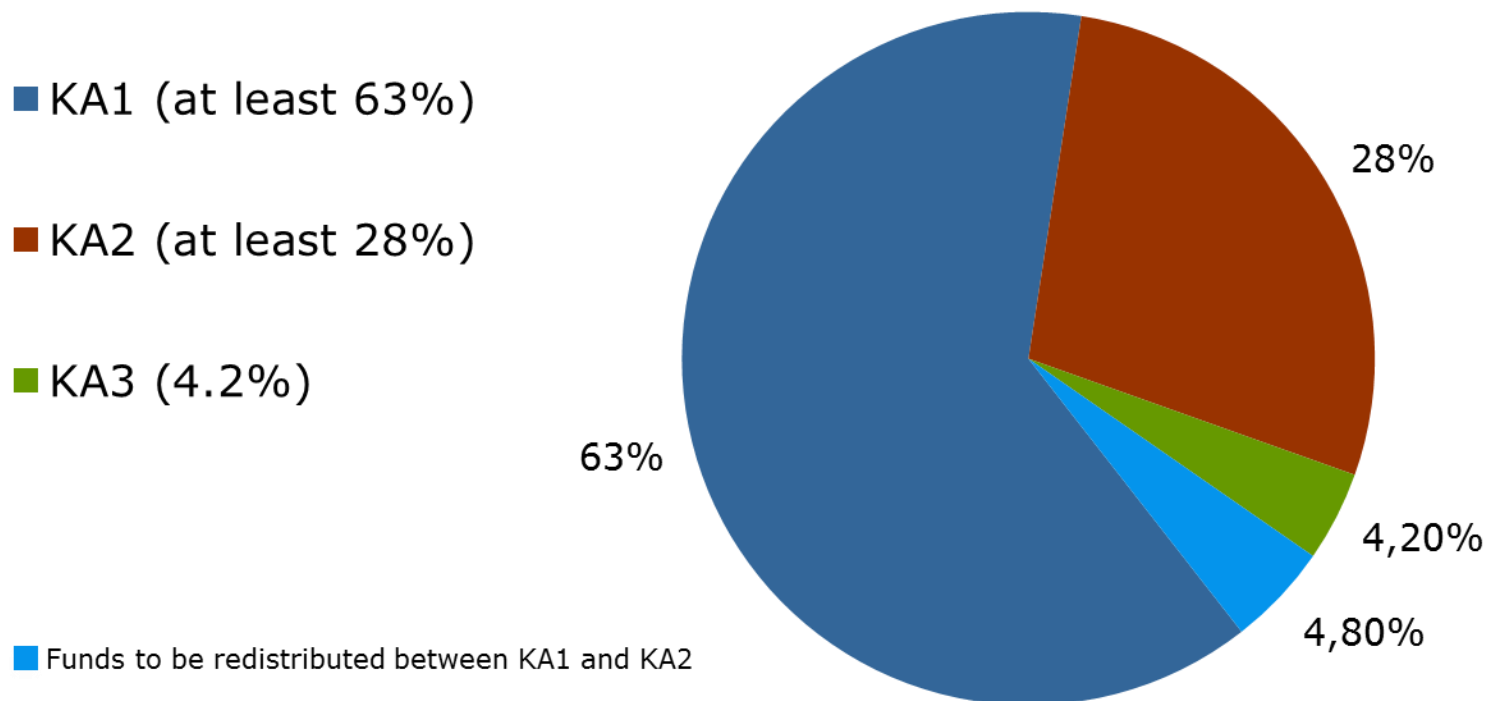
# Link to policy objectives

- Europe 2020 targets:
- Raising higher education attainment from 32% to 40%
- Reducing the share of early school leavers from 14% to less than 10%
- New innovative actions to enhance employability and entrepreneurship (Knowledge Alliances and Sector Skills Alliances)
- New ways to trigger policy reform (Policy Experimentation)
- Strong emphasis on cross-sector projects and ICT projects
- More opportunities for VET and HE students through traineeships
- Foster quality improvement in all sectors through staff mobility

# Budget allocation 2014 - 2020



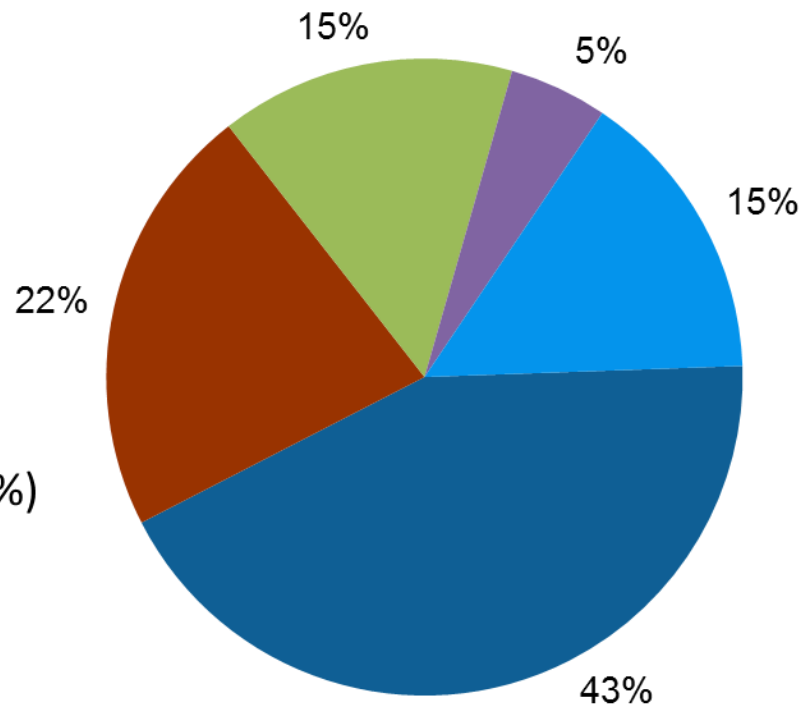
# Breakdown of Education, Training and Youth budget by Key Action 2014-2020



# Breakdown of Education and Training budget by sectors

## Minimum allocation by sector

- Higher Education (43%)
- VET (22%)
- Schools (15%)
- Adult Education (5%)
- Remaining Funds for Allocation (15%)



# Opportunities for individuals

- Nearly **2 million higher education and vocational students** would get support abroad, including **450 000 traineeships** and **apprenticeships**
- **200 000** Master's students will benefit from a new **loan guarantee** scheme and around **34 000 scholarships** for Joint Master Degrees
- **600 000 Youth** to benefit from international volunteering opportunities and youth exchanges
- **800 000 teachers, trainers, school leaders and youth workers** to teach and learn abroad and around **450 000 pupils** will learn with peers abroad through school cooperation projects



# MVGP dalyvaujančios šalys



# Bilateral agreements



# Thank you

Švietimo mainų paramos fondas  
Education Exchanges Support Foundation  
Geležinio Vilko g. 12, 01112 Vilnius  
tel. (370 5) 249 8189  
Faksas (370 5) 249 7137  
El. paštas [info@smpf.lt](mailto:info@smpf.lt)  
[www.smpf.lt](http://www.smpf.lt)